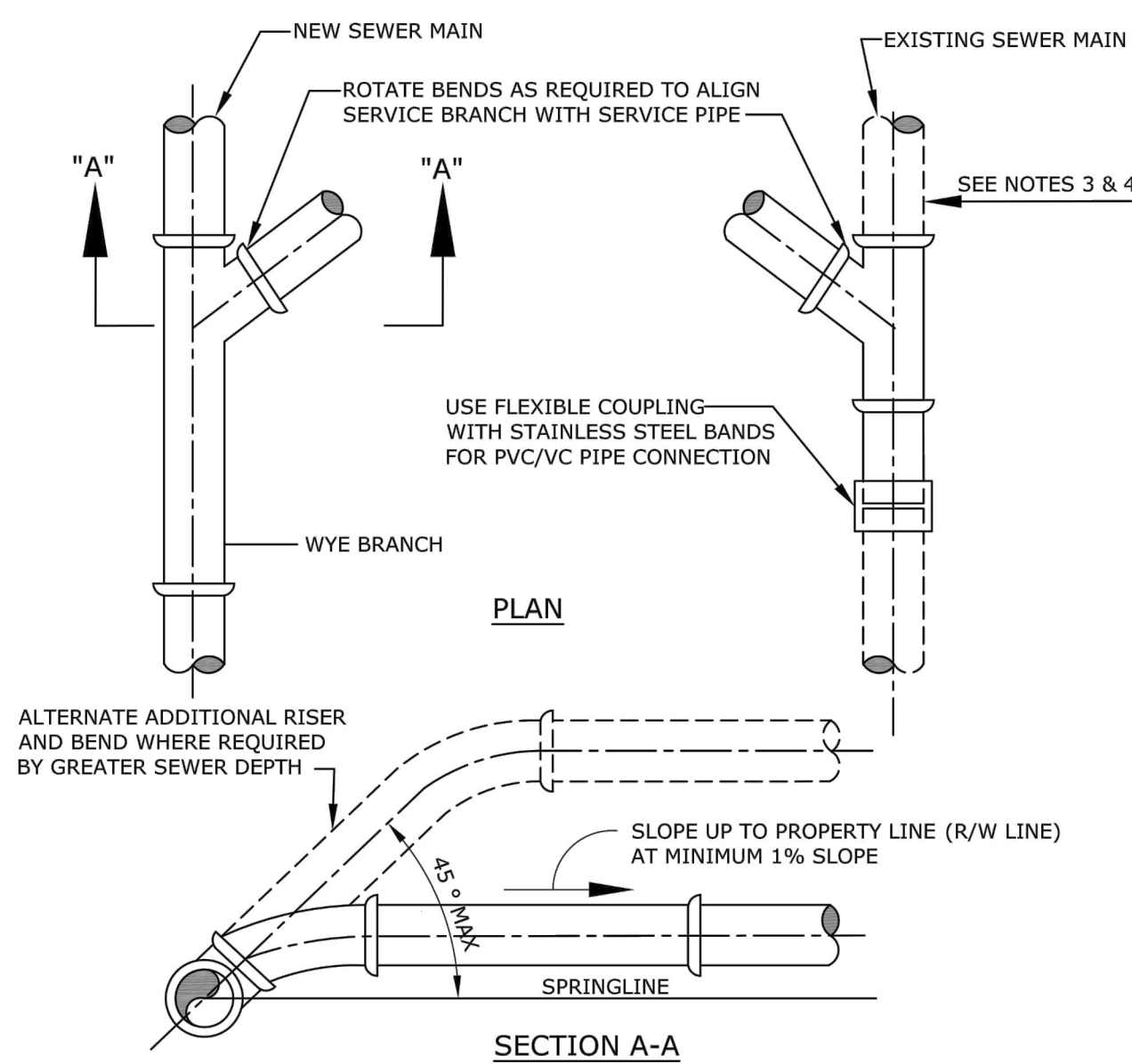


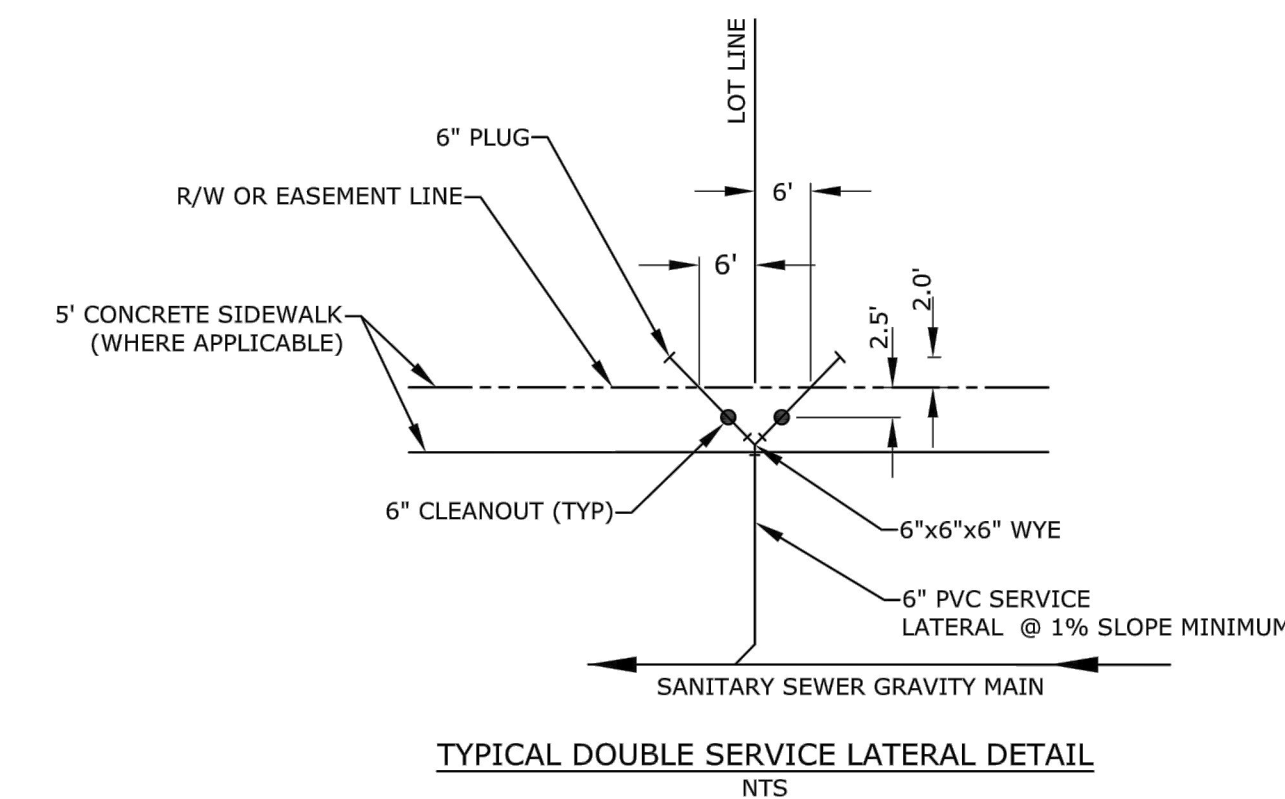
## STANDARD DETAIL



1. SINGLE SERVICE CONNECTIONS SHALL USE 6" SDR 26 PVC PIPE AND FITTINGS.
2. SINGLE SERVICE CONNECTIONS BELOW 12' DEPTH SHALL BE C-900 PVC UNTIL LESS THAN 12 FOOT DEPTH.
3. USE RISER CONNECTIONS WHERE INVERT OF SEWER IS MORE THAN 7'-0" DEEP.
3. WHERE BELL OF WYE AND SPIGOT OF EXISTING MAIN ARE NOT COMPATIBLE, USE A SECOND FLEXIBLE COUPLING.
4. RIGID COUPLINGS MAY BE USED IN LIEU OF FLEXIBLE COUPLINGS.
5. MAINTAIN 36" MINIMUM COVER FROM TOP OF SERVICE TO FINISH GRADE; WHERE NOT TECHNICALLY FEASIBLE CONTACT THE ENGINEER.
6. PVC SERVICES SHALL BE INSTALLED IN ACCORDANCE WITH MINIMUM STANDARDS OF THE UNI-BELL HANDBOOK OF PVC PIPE DESIGN AND CONSTRUCTION, LATEST EDITION.

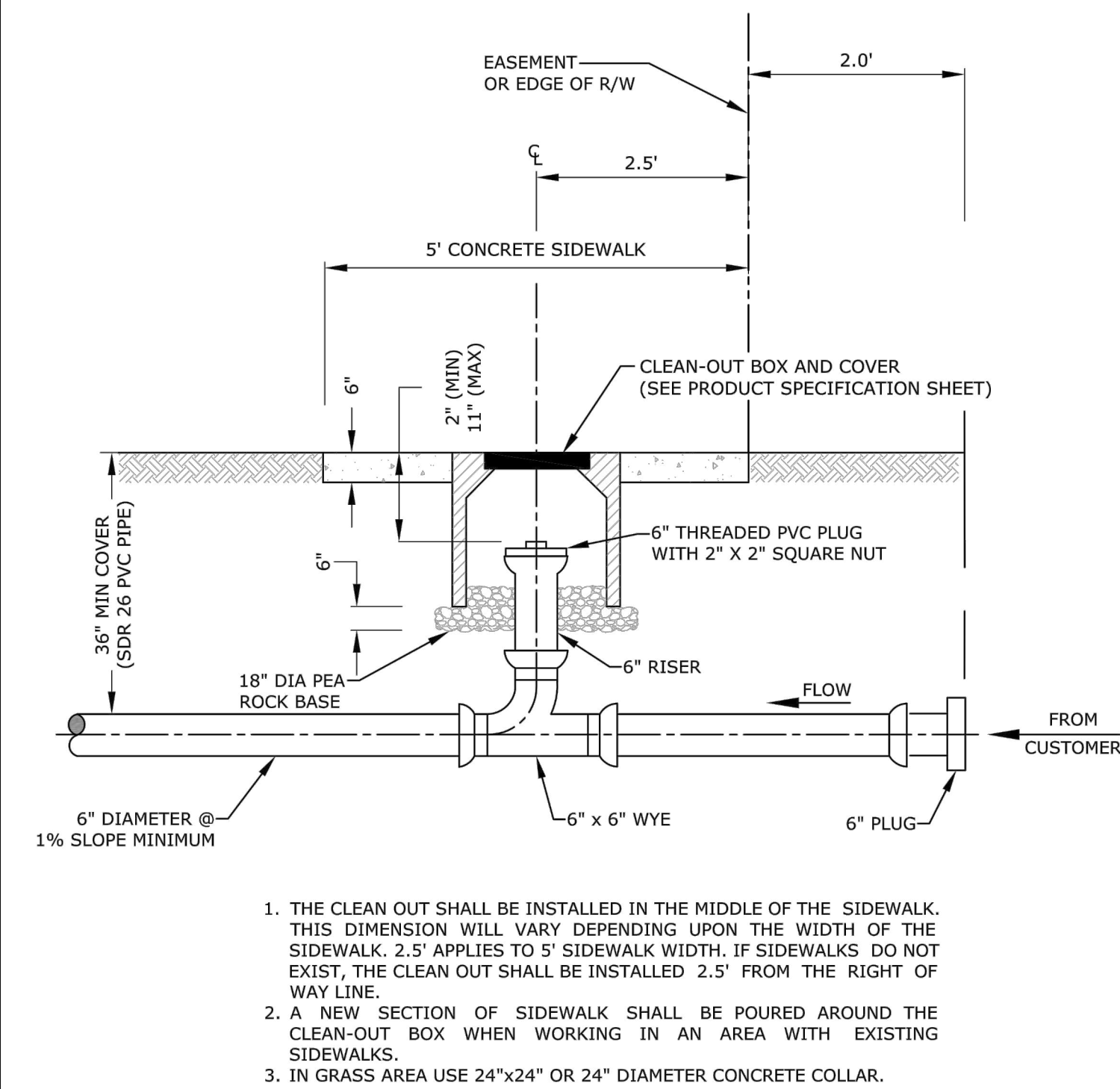
|          |                                 |                      |
|----------|---------------------------------|----------------------|
| REVISED  | WYE SEWER<br>SERVICE CONNECTION | FIGURE<br><b>331</b> |
| 7/7/2021 |                                 |                      |

## STANDARD DETAIL



|          |  |                      |
|----------|--|----------------------|
| REVISED  | SEWER SERVICE<br>CONNECTION AT PROPERTY<br>LINE OR EASEMENT LINE<br>PLAN | FIGURE<br><b>342</b> |
| 7/7/2021 |  |                      |

## STANDARD DETAIL



1. THE CLEAN OUT SHALL BE INSTALLED IN THE MIDDLE OF THE SIDEWALK. THIS DIMENSION WILL VARY DEPENDING UPON THE WIDTH OF THE SIDEWALK. 2.5' APPLIES TO 5' SIDEWALK WIDTH. IF SIDEWALKS DO NOT EXIST, THE CLEAN OUT SHALL BE INSTALLED 2.5' FROM THE RIGHT OF WAY LINE.
2. A NEW SECTION OF SIDEWALK SHALL BE POURED AROUND THE CLEAN-OUT BOX WHEN WORKING IN AN AREA WITH EXISTING SIDEWALKS.
3. IN GRASS AREA USE 24"x24" OR 24" DIAMETER CONCRETE COLLAR.

|          |   |                      |
|----------|---|----------------------|
| REVISED  | SEWER SERVICE<br>CONNECTION AT PROPERTY<br>LINE OR EASEMENT LINE<br>PROFILE | FIGURE<br><b>341</b> |
| 7/7/2021 |   |                      |



**301 East Atlantic Blvd.  
Pompano Beach, FL 33060  
PH: (954) 788-3400**

Florida Engineering Business License: CA7928  
Florida Surveyor and Mapper Business License: LB6860  
Florida Landscape Architecture Business License: LC26000457

[illegible]


**PRELIMINARY PLAN**  
**NOT FOR CONSTRUCTION**

**THESE PLANS ARE NOT FULLY PERMITTED  
AND ARE SUBJECT TO REVISIONS MADE  
DURING THE PERMITTING PROCESS.**

**RESPONSIBILITY FOR THE USE OF THESE  
PLANS PRIOR TO OBTAINING PERMITS FROM  
ALL AGENCIES HAVING JURISDICTION OVER  
THE PROJECT WILL FALL SOLELY UPON THE  
USER.**

|               |          |
|---------------|----------|
| ISSUE DATE:   | 09/15/22 |
| DESIGNED BY:  | JW       |
| DRAWN BY:     | NW/SS/FA |
| CHECKED BY:   | TD       |
| BID-CONTRACT: |          |

This item has been digitally signed and sealed by Thomas F. Donahue, P.E. on the date below using a Digital Signature.



Printed copies  
of this document  
are not considered  
signed and sealed  
and the signature  
must be verified on an  
electronic copies.

2022.11.17 11:00:38-05'00'

---

**THOMAS F. DONAHUE, P.E.**  
**FLORIDA REG. NO. 60529**  
**(FOR THE FIRM)**

**CLIENT**

**FIRST INDUSTRIAL  
REALITY TRUST**

PROJECT

**2551 NW 19TH ST  
POMPANO BEACH, FL  
33069**

**SHEET TITLE**

## WATER AND SEWER DETAILS

SHRUTI  
NUMBER  
PROJECT  
NUMBER

**DRC**  
 SHEET NUMBER: CU 502  
 PROJECT NUMBER: 1290101  
 PZ22-12000042  
 12/21/2022

**STATUS: PRELIMINARY**